

# Shell Solar

## Product Information Sheet

### Shell ST5 Photovoltaic Solar Module

#### General

The Shell ST5 module is composed of a monolithic structure of series connected Copper Indium Diselenide (CIS) based solar cells.

The Shell ST5 can generate a peak power of 5 watt at 15.6 volt.

The Shell ST5 solar module has been designed for rural and industrial applications.

#### Qualifications and Certificates

The Shell ST5 solar module meets the following requirements:

- UL – Listing 1703
- FM approved




All Shell Solar modules are produced in EN-ISO 9001 certified factories.

#### Limited Warranties

- Peak Power for 10 years
- Product workmanship for 2 years

#### Shell ST5 Module



#### Installation Cables

Two conductor 1.54m (minimum length) UV stable cable facilitates a variety of mounting schemes and permits easy field wiring.

#### Benefits

- Exceptional performance under low light conditions, shade and high temperature tolerance that offers reliable power in adverse or changeable conditions.
- Class leading efficiency and stable output power delivering reliable high performance for many years.
- Highly transparent tempered glass delivering more power and ensuring high impact resistance and protection against hail, snow, ice and storms.
- Uniform appearance ideal for applications where aesthetics are an important factor.
- 10 years research and over 3 years commercial manufacturing experience has been applied to the development of our CIS thin-film range to ensure that our products have a long and reliable service life backed by a 10 year warranty.



**ELECTRICAL EQUIPMENT,  
CHECK WITH YOUR INSTALLER**

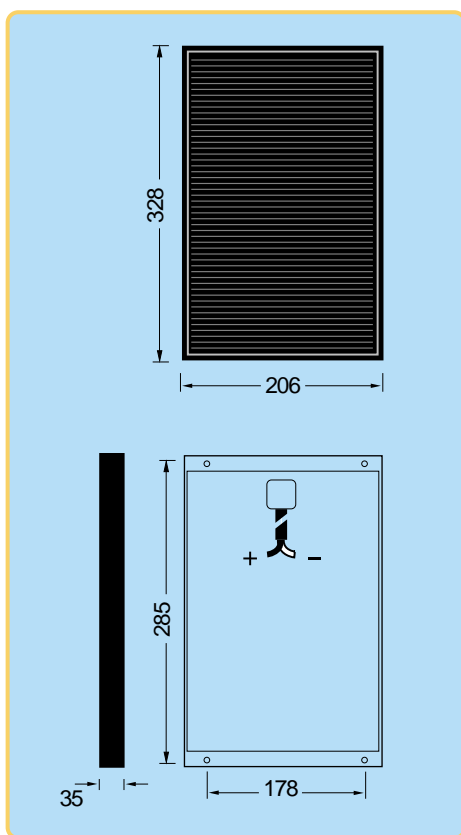
Due to continuous research and product improvement the specifications in this Product Information Sheet are subject to change without notice. Specifications can vary slightly. For installation and operation instructions, see the applicable manuals. No rights can be derived from this Product Information Sheet and Shell Solar assumes no liability whatsoever connected to or resulting from the use of any information contained herein.



# Shell ST5 Photovoltaic Solar Module

## Mechanical Specifications Module

A torsion and corrosion-resistant anodised aluminium frame ensures dependable performance, even under harsh weather conditions. Pre-drilled mounting holes are provided for ease of installation.



Outside dimensions (mm)	328 x 206
Thickness (inc. junction box) (mm)	35
Thickness (exc. junction box) (mm)	35
Weight (kg)	1.4

For installation instructions, please refer to the **Installation Manual** which is available from Shell Solar.

## Electrical Characteristics

### Data at Standard Test Conditions (STC)

STC: irradiance level 1000W/m<sup>2</sup>, spectrum AM 1.5 and cell temperature 25°C

Rated power	P <sub>r</sub>	5W
Peak power	P <sub>mpp</sub>	5W
Peak power voltage	V <sub>mpp</sub>	15.6V
Open circuit voltage	V <sub>oc</sub>	22.9V
Short circuit current	I <sub>sc</sub>	0.39A
Minimum peak power	P <sub>mpp min</sub>	4.5W

The abbreviation 'mpp' stands for Maximum Power Point.

### Typical data at Nominal Operating Cell Temperature (NOCT) conditions

NOCT: 800W/m<sup>2</sup> irradiance level, AM 1.5 spectrum, wind velocity 1m/s, T<sub>amb</sub> 20°C

Temperature	T <sub>NOCT</sub>	47°C
Mpp power	P <sub>mpp</sub>	3.4W
Mpp voltage	V <sub>mpp</sub>	13.7V
Open circuit voltage	V <sub>oc</sub>	20.1V
Short circuit current	I <sub>sc</sub>	0.31A

### Typical data at low irradiance

The relative reduction of module efficiency at an irradiance of 200W/m<sup>2</sup> in relation to 1000W/m<sup>2</sup> both at 25°C cell temperature and AM 1.5 spectrum is 5%.

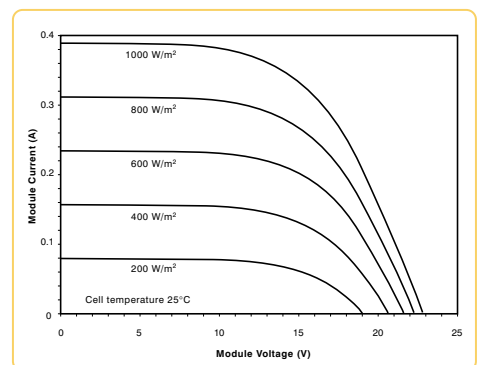
### Temperature coefficients

α P <sub>mpp</sub>	-0.6 %/°C
α V <sub>mpp</sub>	-100 mV/°C
α I <sub>sc</sub>	+0.05 mA/°C
α V <sub>oc</sub>	-100 mV/°C

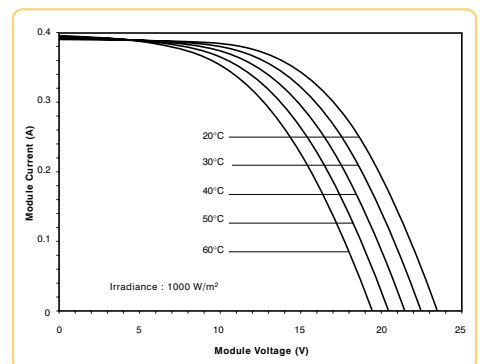
Maximum system voltage: 25 Vdc

## Typical I/V Characteristics

The I/V graph below shows the typical performance of the solar module at various levels of irradiance.



The I/V graph below shows the typical performance of the solar module at various cell temperatures.



References in this Product Information Sheet to 'Shell Solar' are to companies and other organisational entities within the Royal Dutch/Shell Group of Companies that are engaged in the photovoltaic solar energy business. Shell Solar was set up in 1999 and has its principal office in Amsterdam, the Netherlands.

For further information on all Shell Solar products contact:

### Shell Solar

Customer Service Centre  
P.O.Box 849 5700 AV Helmond The Netherlands  
Tel +31 492-508 751 Fax +31 492-508 700  
E-mail solarinfo@si.shell.com  
Web www.shellsolar.com

